




*"Every User
Is a Booster"*



"Oliver" No. 16 Band Sawing Machine

36 Inch Wheels



Front View With Doors Closed

The Frictionless
Band Saw Guide



No. 16 "Oliver" Band Saw With Ball Bearing and Motor-on-Shaft Drive.
Lower Doors Opened to Show Inside View. Hand Resawing Attachment is Extra.

Manufactured by

Oliver Machinery Co.

Grand Rapids, Mich., U. S. A.

BRANCH OFFICES:

New York, St. Louis, Minneapolis, Los Angeles, San Francisco,
Chicago, Denver, Salt Lake City, Seattle, Manchester, Eng.

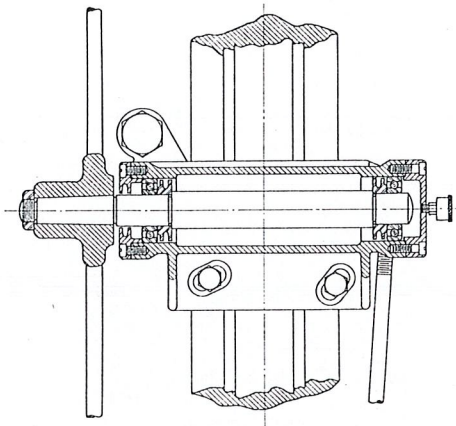
OLIVER MACHINERY COMPANY  GRAND RAPIDS, MICHIGAN, U.S.A.
 NO. 16 "OLIVER" BAND SAWING MACHINE—36-INCH WHEELS

Quality


The "Oliver" No. 16 Band Saw is in design, construction, finish and efficiency, the most perfect 36-inch Band Saw obtainable. We invite careful scrutiny of its details which have many essential points of advantage found only in "Oliver" Band Saws. It is made either right or left hand. Right hand machine is always shipped unless left hand is specifically ordered.

Capacity


Will take 36 inches between blade and column and will take 16 inches under the guide; tilts 45 degrees to the right and 10 degrees to the left; uses blade from 17 feet 5 inches to 19 feet 3 inches long and from $\frac{1}{8}$ inch to $2\frac{1}{2}$ inches wide.



Cross Section of Upper Wheel Shaft of "Oliver" Band Saws Showing Method of Applying Ball Bearings When So Ordered.



Rear View of the Regular Belt Driven Machine.

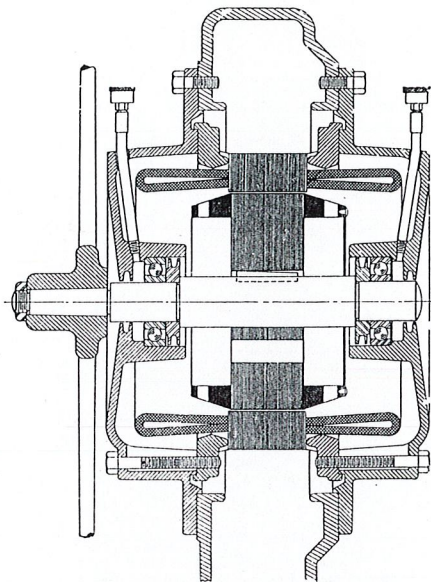


Regular Right Hand Band Saw.

Note the double rockers for table, the worm and worm wheel self locking tilting device with large hand wheel easily reached from front and the out-board bearing of lower wheel shaft.


OLIVER MACHINERY COMPANY  GRAND RAPIDS, MICHIGAN, U.S.A.
 NO. 16 "OLIVER" BAND SAWING MACHINE—36-INCH WHEELS

Motor Drives We can furnish any type of motor drive desired—belted, geared, coupled, silent chain, motor hung at the rear, or our newly created, fully enclosed, built-in, "Motor-on-Shaft" drive. When 1700 or 1800 R. P. M. motors are used we recommend the "Attached Belted Drive" which supports the motor on a self contained bracket bolted to the frame on a finished square pad and fitted with wire mesh belt guard, endless leather belt and slide base with screw take up for belt stretch. When 600 R. P. M., 2 or 3 phase Alternating Current motors can be used, we very strongly recommend our newly created, ball bearing, fully enclosed, "Motor-on-Shaft" drive, wherein, the motor is built-in directly on the lower wheel shaft, giving the most efficient, enclosed, silent, practical, durable, and self-contained motor drive possible.




Cross Section of the "Oliver"
Motor-on-Shaft Drive.

The rotor is keyed to the lower wheel shaft which runs in two ball bearings supported by the two end bells. These End Bells have finished concentric tongues which accurately fit inside of the finished rings of the band saw frame as well as the stator, assuring perfect alignment and easy accessibility. The "Oliver" Motor-on-Shaft is the most perfect band saw motor drive possible.



"Attached Belted Motor Drive" as Used on all
"Oliver" Band Saws. Self-Contained,
Compact, Safe.



Rear View of "Oliver" No. 16 Band Saw with "Motor-on-Shaft" Drive.
The Most Modern Band Saw Obtainable.


OLIVER MACHINERY COMPANY GRAND RAPIDS, MICHIGAN, U.S.A.
NO. 16 "OLIVER" BAND SAWING MACHINE — 36 - INCH WHEELS

- Frame** The frame is a one piece casting in the cored form, strong, durable, and free from vibration at any speed. The bottom is machined straight and all other parts are finished square to the bottom, assuring perfect permanent alignment. The base is 40 inches long, 22 inches wide, 6 feet 7½ inches high.
- Wheels** Both wheels are a one piece semi-steel casting accurately machined and perfectly balanced. They are 36 inches diameter, 2 inches wide, fitted with rubber band facing, and secured to the wheel shafts on taper bearings by a hexagonal nut. The upper wheel has a vertical adjustment of 12 inches and may be tilted for tracking the blade.
- Wheel Shafts** They are made of special spindle steel, machine ground, tapered to receive wheels. The journals are 1½-inch diameter and revolve in self-lubricating bearings.
- Bearings** All "Oliver" No. 16 Band Saws, either belted or motor driven are equipped with anti-friction, self lubricating ball bearings of the most approved type, both for the lower as well as the upper wheel shaft bearings, as illustrated by the etchings in this circular. These ball bearings are double selected and mounted in very simple but effective housings and are so located as to carry the load and tension most effectively.
- Adjustment** The lower wheel has a positive non-changing alignment with the frame of the machine. The upper wheel has a very simple 12-inch vertical screw adjustment for tensioning the saw and an exceedingly delicate micrometer screw tilting device for tracking the saw on the wheel. All adjustments are controlled by hand wheels.
- Guides and Post** Post is made of square steel 1½ inches square, counterbalanced by an encased coil spring, has a 6½-inch bearing and a substantial clamping device. The guides are of the frictionless roller type, one above and the other below the table. The saw runs against the outer edge of a hardened wheel which revolves against a ball bearing. Hardened steel side guides or lips are adjustable and prevent turning of the saw sidewise.
- Safety Guards and Doors** Two safety guards are provided, one at the rear, "U" shaped, made of wood, and one at the front, "L" shaped, made of steel with wood facing. These cover the blade at all points except the part doing the sawing between the guide and table. The lower wheel is encased by two iron doors preventing danger to the operator and confining the saw dust to a limited area. The upper wheel is covered by a heavy wire mesh door or guard, supported on cast iron hinged bracket attached to column of machine and locked with spring clasp.
- Table** The table is cast iron 36 x 30 inches, 40 inches high, made exceptionally deep, cross ribbed for strength and fitted with double rib around the edge to assure rigidity and provide a good hold for form clamps. Table is mounted on machined rockers and rocker seats (not babbitted) having a tongue and groove fitting and provided with take up for wear. Table tilts 45 degrees to the right and 10 degrees to the left by means of hand wheel, worm and worm gear self locking tilting device having index and pointer to automatically register the tilt. Auxiliary table is 19 x 23 inches, finished and securely mounted in perfect alignment with the main table at its horizontal position.
- Countershaft** Tight and Loose Pulleys are self-contained, 12 x 4 inches, 600 R. P. M. for wood and 1000 R. P. M. for sheet metal sawing. Belt shifter is self-contained and controlled from the front. Loose pulley is bushed with a self-oiling bronze sleeve that revolves freely on the shaft as well as in the pulley, proving most satisfactory and durable.
- Floor Space** Maximum floor space 48 x 60 inches.
- Horse Power** 3 to 5 in accordance with the work.
- Equipment** One saw blade ½ inch wide, pair of brazing tongs and clamps, saw guards and belt shifter.
- Attachments** Hand re-sawing attachment consisting of spring Pressure Roller and adjustable Fence or Miter Cut-off Gages with slides in the table or plain Ripping Fence may be furnished as extras when so ordered.

CODE, WEIGHT, ETC.

Code	Description	Weight in Pounds		Cubic Feet
		Crated	Boxed	
Delude	No. 16—Band Saw, right hand, regular belt driven-----	2120	2400	109

EXTRAS

Deluf	Motor-on-Shaft Drive including 3 H. P. 600 R. P. M. Motor, Switch, etc.			
Delug	Attached Belted Motor Drive including Motor Bracket, mounting of motor, etc.			
Deluk	Coupled Motor Drive including Motor Bracket, Flexible Coupling, etc.			
Delum	Geared Motor Drive including Motor Bracket, Gearing, etc.			
Delup	Webbed Lower Wheel in place of Spoked Wheel regularly furnished.			
Delut	Left Hand Machine instead of the regular right hand.			